


(Note 1)




(Note 1)




(Note 1)


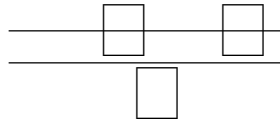


(Note 1)


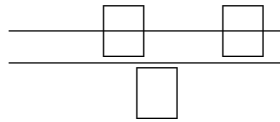





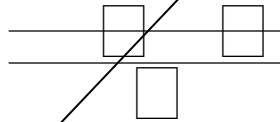
(Note 1)




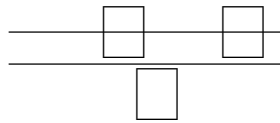
(Note 1)



(Note 1)



(Note 1)



--	--	--

	<i>(Note 1)</i> _____ □ □ □	_____
--	--------------------------------	-------

	<i>(Note 1)</i> _____ □ □ □	_____
--	--------------------------------	-------

□	<i>(Note 1)</i> _____ □ □ □	_____
---	--------------------------------	-------

	<i>(Note 1)</i>	_____
--	-----------------	-------

--	--	--

(Note 1)

--	--	--

(Note 1)

□ — □ □ □

--	--	--

□ □
□ □
□ □

--	--	--

□ □

□ □ □

□ □ □

(These figures should be the same as the relevant figures under II above ("Movements in Issued Share Capital").)

